

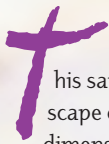
BE THE SOLUTION.

**WATER
SMART**

258-SAVE • snwa.com

*Mojave Accents
Back Yard*

A WATER-SMART SAMPLE DESIGN



This sample design is based on a typical 1,500 sq. ft. landscape conversion, but can be easily adapted to the unique dimensions of your yard. The design, as presented, will result in a very dense and lush landscape. You may choose to use fewer trees and plants depending on the size of your property and the requirements of your budget.

The canopy coverage for the Mojave Accents design is estimated at 127 percent at maturity. However, only a 50 percent canopy coverage is required to qualify for the Water Smart Landscapes rebate program. To apply, submit an application and participate in a site review before any landscape changes are made or turf is removed. Also, consult with your Homeowner's Association, if applicable, and check to ensure your design complies with local drought codes. For more information, log on to snwa.com or call **258-SAVE**.

Mojave Accents brings the beauty and grace of the Mojave Desert to your back yard with the added benefits of hardy, water-smart plants that require less weekly maintenance than a standard lawn. Other landscape tips using this design:

- Allow room for trees in this landscape to attain their mature size. Properly placed, trees can shade your home, reducing cooling demands in the warmer months.
- Texas Ranger can grow as wide as 5 feet, so allow room in your landscape for these plants to mature. Large quantities of Texas Rangers are used in this design to create dense borders and shaded areas. You may want to use fewer plants depending on your lot dimensions and budget.
- Dalea makes a colorful groundcover that is excellent for covering sloped or terraced areas in your landscape, and comes in a variety of colors, including Black Dalea and Sierra Gold.
- Many plant varieties in this landscape design also can be planted in pots or colorful containers that can be rearranged to create a dynamic and changing landscape. Consider running a drip line up through the bottom of the pot, so that container plants can be watered using your existing drip irrigation system.
- New plants may need more water and care in the beginning but once established, trees and shrubs respond better to fewer but deeper drip waterings.
- Save lawn for the places you use it. Grass areas should be located away from your house or block wall to prevent damage from overspray. Also, ensure sprinklers are properly aligned and avoid placing grass on sloped areas to prevent runoff. Use curbing around grass areas to create a decorative border and to help contain water to grass areas.
- The lawn in this design is intended for recreation and entertaining, is shaped to conform to this conceptual plan and meets typical drought codes. If you use grass in your landscape, ensure that it conforms to your sprinkler spray patterns to maximize water efficiency. If planting grass, consider warm-season varieties, such as Zoysia, St. Augustine, Bermuda or Buffalo grass to reduce water use.




Southern Nevada
Water Authority

For more information, log on to snwa.com or call **258-SAVE**.
Si necesita esta información en español, por favor llame al **258-AGUA**.


Legend

TREES


TEXAS MOUNTAIN LAUREL
(*Sophora secundiflora*)



DESERT WILLOW
(*Chilopsis linearis*)



CHASTE TREE
(*Vitex agnus-castus*)



SHRUBS

DAMIANITA
(*Chrysactinia mexicana*)



AUTUMN SAGE
(*Salvia greggii*)



TEXAS RANGER
(*Leucophyllum candidum*)




ACCENT PLANTS

DESERT SPOON
(*Dasyliirion wheeleri*)



GREEN SANTOLINA
(*Santolina virens*)




RED YUCCA
(*Hesperaloe parviflora*)



GROUNDCOVER

DALEA
(*Dalea capitata*)



Check the legend for information on each plant. Look for the symbol below the photo.

