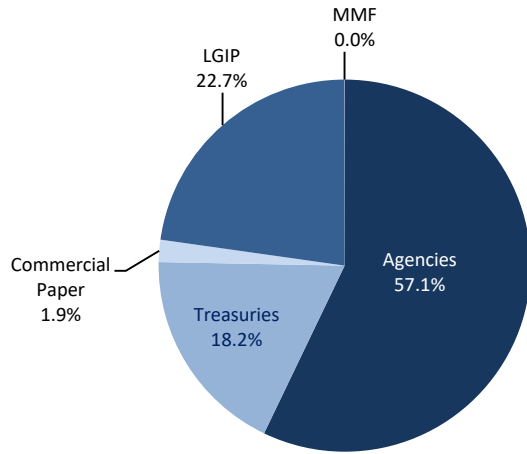
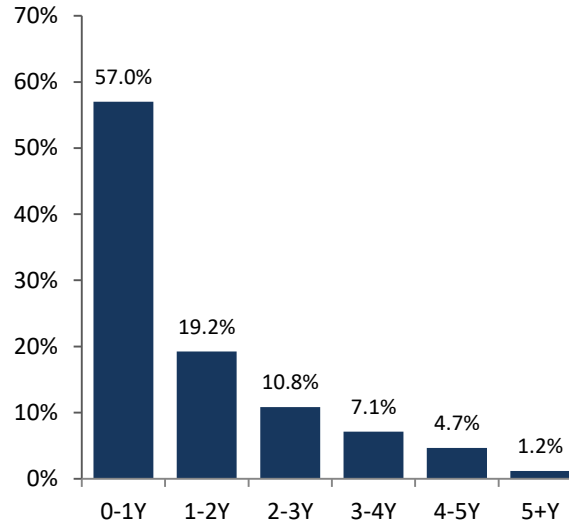


**Southern Nevada Water Authority  
Portfolio Summary  
As of  
8/31/2020**

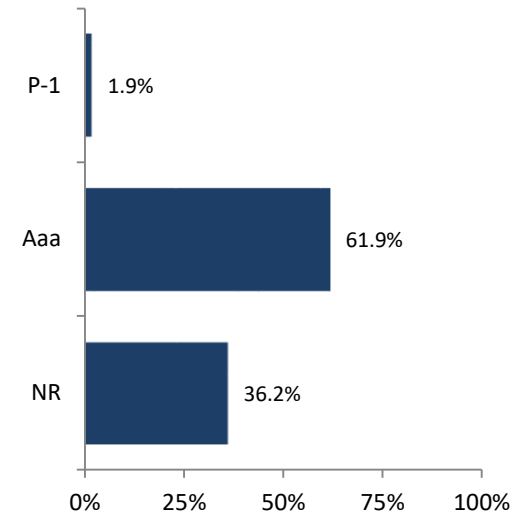
**SECTOR ALLOCATION**



**MATURITY DISTRIBUTION**



**CREDIT QUALITY (MOODY'S)**



Per Book Value

**ACCOUNT SUMMARY**

	8/31/20	7/31/20
<b>Market Value*</b>	\$873,077,265	\$859,181,715
<b>Book Value*</b>	\$856,734,415	\$841,777,383
<b>Variance</b>	\$16,342,850	\$17,404,331
<b>Par Value*</b>	\$856,308,328	\$841,368,983
<b>Book Yield</b>	1.71%	1.75%
<b>Years to Maturity</b>	1.23	1.20
<b>Effective Duration</b>	1.16	1.28

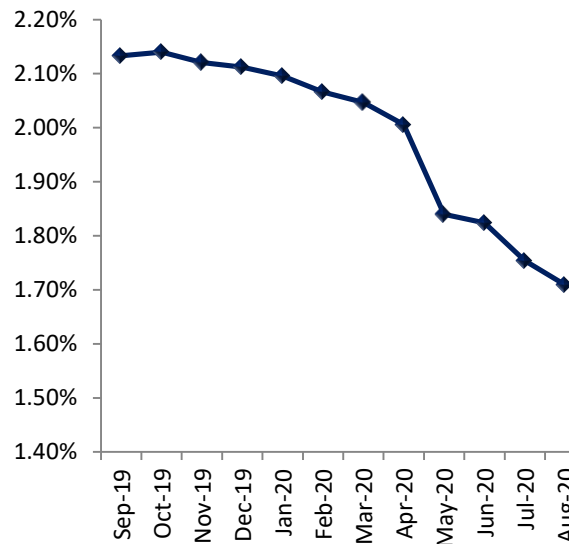
**Earnings**

<b>Current Month</b>	\$1,220,570
<b>Fiscal YTD</b>	\$2,442,394

\*Values Exclude SNWA Cash Balance

Per Book Value

**PORTFOLIO BOOK YIELD HISTORY**



NR: Not Rated

**ISSUERS OVER 5%\***

Issuer	% Portfolio
NV LGIP	21.4%
FFCB	19.7%
U.S. Treasury	19.1%
FAMCA	14.1%
FHLB	9.9%
FNMA	8.3%
FHLMC	5.5%

\*Issuers in portfolio that make up more than 5% of portfolio

Per Book Value