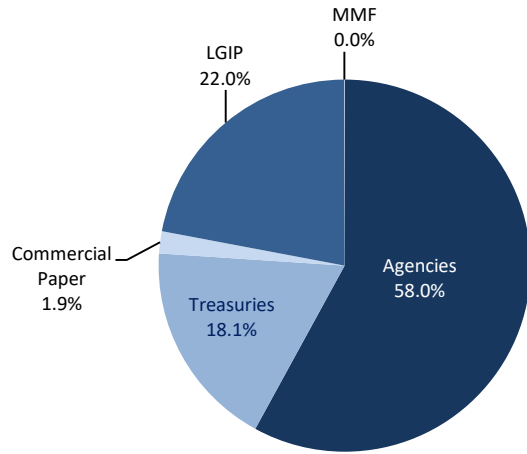
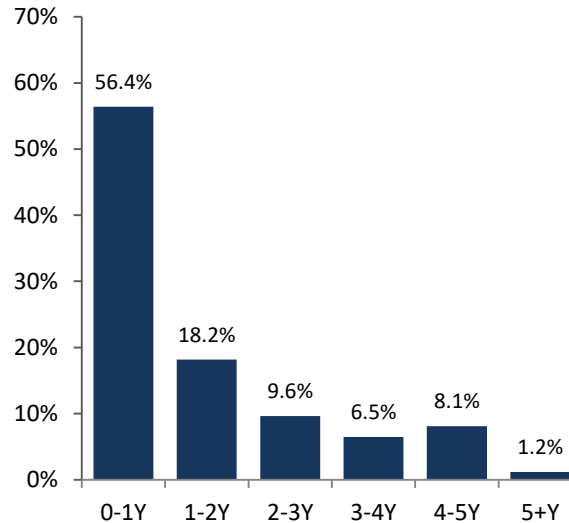


**Southern Nevada Water Authority
Portfolio Summary
As of
9/30/2020**

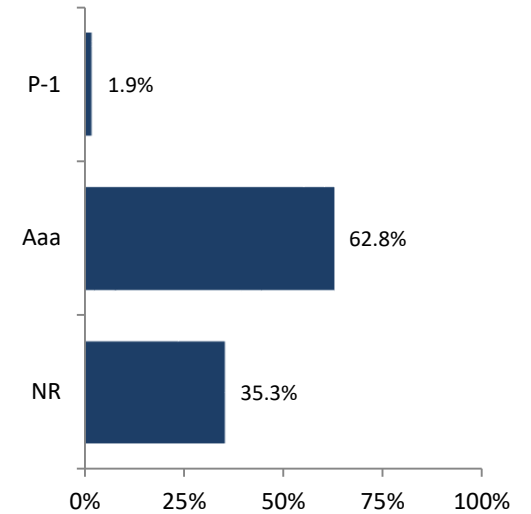
SECTOR ALLOCATION



MATURITY DISTRIBUTION



CREDIT QUALITY (MOODY'S)



Per Book Value

ACCOUNT SUMMARY

	9/30/20	8/31/20
Market Value*	\$876,947,171	\$873,077,265
Book Value*	\$861,505,208	\$856,734,415
Variance	\$15,441,962	\$16,342,850
Par Value*	\$861,077,254	\$856,308,328
Book Yield	1.66%	1.71%
Years to Maturity	1.34	1.23
Effective Duration	1.20	1.16

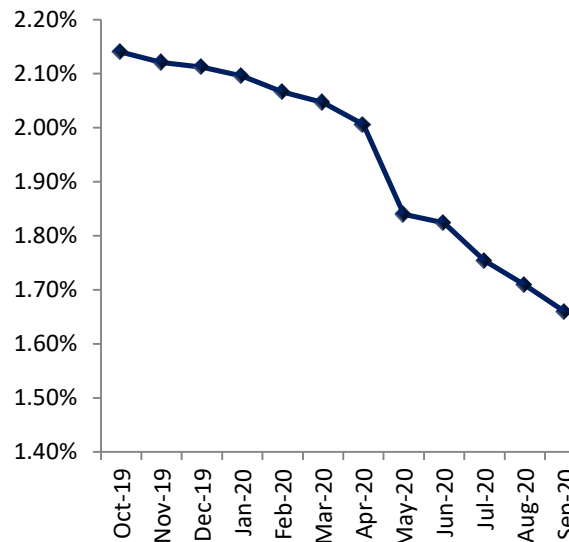
Earnings

Current Month	\$1,200,607
Fiscal YTD	\$3,643,001

*Values Exclude SNWA Cash Balance

Per Book Value

PORTFOLIO BOOK YIELD HISTORY



NR: Not Rated

ISSUERS OVER 5%*

Issuer	% Portfolio
NV LGIP	22.0%
U.S. Treasury	18.1%
FFCB	17.5%
FAMCA	13.3%
FNMA	10.2%
FHLB	9.3%
FHLMC	7.5%

*Issuers in portfolio that make up more than 5% of portfolio

Per Book Value